



MAKE YOUR OWN TEXTURE MATS

If you can draw or trace and follow a line, you can carve your own rubber stamps with any design you can imagine! With these 2x3" rubber stamp blanks and 9x12" sheets, you can cut and carve to create stamps of any size and design you want. (Pictured below is a stamp created by on for her handbuilt sculptural & functional work).



RSM \$13.95
9" x 12" linoleum sheets



MC121 \$2.00
2" x 3" linoleum pad



LCS \$19.00
Lino Cutter Set - Includes 5 blades,
easily stored in the hollow handle.

HOW TO USE TEXTURE MATS IN TWO EASY STEPS

1. Create a slab of clay with a rolling pin, slab roller, or your bare hands.
2. Roll, press or pound the mat into the clay surface, and remove it to reveal the texture!


That's it: those are the basics of how to use texture mats to open all kinds of design and texture possibilities with these simple tools. Texture mats are completely open to your interpretation: you can use a brick pattern for the walls of a simple slab-built birdhouse, or overlay and combine mats and stamps for any look you want to create.

- If your clay tends to stick to the texture mat, make sure the mat is clean before use. If sticking persists, dust the mat lightly with cornstarch.
- Cut shapes or templates from the slab after applying texture, so the shapes aren't compressed or deformed.
- Translucent glazes, and glazes that break on design edges, are GREAT with texture mat designs for showing off the design!

TEXTURE MATS



Flexible Rubber Mats
TM100 - TM143
7" x 9" • \$26.00



Medium Plastic Mats
PA01-2 thru PA01-8
8" x 12" • \$16.00



Large Plastic Mats
PA212 - PA219
10" x 15" • \$18.00




X-Large Plastic Mats
PA02-2 thru PA02-6
12" x 16" • \$22.00

See the wide range of texture mats
at www.georgies.com - search "mats"

TEXTURE BALLS/SPHERES

Texture Spheres are unique balls of texture cast by hand in the USA. This round shape is a new approach to your design. They can be used as a stamp, rolled in stripe or spiral patterns, or all over to create a different look every time you use them. Made of the highest-strength plaster available, they do not stick to clay, and are extremely durable. We carry about half of what is available. Call us for special order availability.



TS02



TS03



TS07




TS09



TS11




TS12



TS13




TS14




TS18



TS25



TS27



TS31

TS02... Cellular - Large.....\$27.00
TS03... Crystals - Small\$20.00
TS07 ... Petals - Medium.....\$23.00
TS09... Topography - Large\$27.00
TS11... Basket Weaves - Medium.....\$23.00
TS12... Worms - Small.....\$20.00

TS13... Zigzag - Large.....\$27.00
TS14... Craters - Medium.....\$23.00
TS18... Penta - Small.....\$20.00
TS25... Cubes - Medium.....\$23.00
TS27... Greebles - Small\$20.00
TS31... Kraken - Wonky.....\$27.00